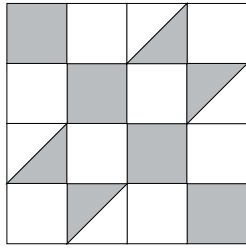


# moda

## Sampler Block Shuffle



6" x 6" finished

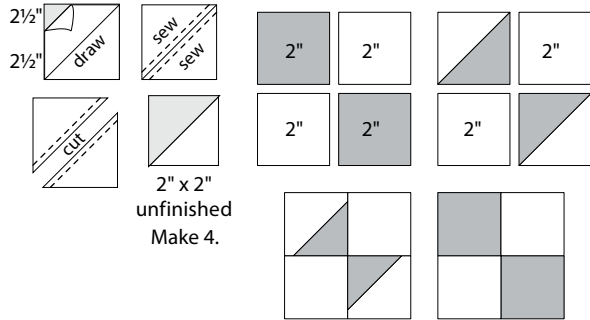
**Cutting**  
**Print**

2-2½" squares  
4-2" squares

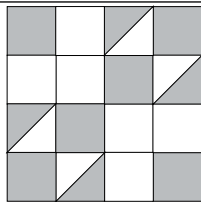
**Background**

2-2½" squares  
8-2" squares

Draw a diagonal line from corner to corner on the wrong side of 2-2½" background squares. Layer a marked square right sides together on a 2½" print square. Sew ¼" from the diagonal line on each side. Cut on the diagonal line. Press open to make 2 triangle-squares. Trim to 2" x 2". Make 4 total.

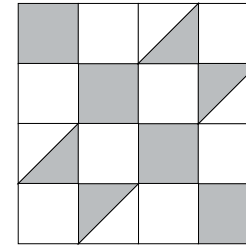


**Color Option**



# moda

## Sampler Block Shuffle



6" x 6" finished

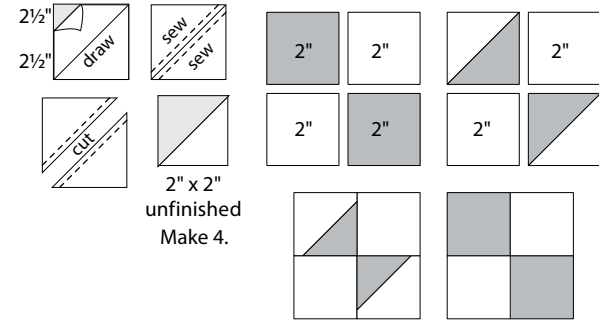
**Cutting**  
**Print**

2-2½" squares  
4-2" squares

**Background**

2-2½" squares  
8-2" squares

Draw a diagonal line from corner to corner on the wrong side of 2-2½" background squares. Layer a marked square right sides together on a 2½" print square. Sew ¼" from the diagonal line on each side. Cut on the diagonal line. Press open to make 2 triangle-squares. Trim to 2" x 2". Make 4 total.



**Color Option**

